

EPSON[®]
EXCEED YOUR VISION

BrightLink 450Wi

www.epson.com/brightlink

Epson America, Inc.
3840 Kilroy Airport Way, Long Beach, CA 90806

Epson Canada, Ltd.
3771 Victoria Park Avenue, Toronto, Ontario M1W 3Z5

www.epson.com
www.epson.ca

Epson, EasyMP and E-TORL are registered trademarks, Epson Exceed Your Vision is a registered logomark and Better Products for a Better Future is a trademark of Seiko Epson Corporation. Brighter Futures and PrivateLine are registered trademarks, BrightLink is a trademark and Epson Connection is a service mark of Epson America, Inc. All other product and brand names are trademarks and/or registered trademarks of their respective companies. Epson disclaims any and all rights in these marks. Copyright Epson America, Inc. 2010 CPD-31589R1 1/10

Interactive Projector = Interactive Classroom
One Simple Solution





~~Interactive
Whiteboard + Projector
=
Interactive
Classroom~~

Interactive
Projector
=
Interactive
Classroom

whiteboard optional



The Ultimate Classroom Tool

In the past, you needed a projector and an interactive whiteboard to create an interactive learning environment. Now, you can make almost any wall interactive with the BrightLink 450Wi.

This high-performance projector + pen combination integrates interactive functionality in one machine without the constraints or expense of an interactive whiteboard. With ultra-short throw distance, extraordinary size flexibility, and fully-loaded projector technologies, BrightLink redefines a true all-in-one solution, which enables you to engage your learning community.

Expand room coverage further and faster, and bring interactive capabilities to more students and classrooms.

Ultra Big + Wide

- Create one of the largest interactive areas without paying a premium for size
- Active area up to 96" diagonal (WXGA)

Ultra Flexible

- Select the size to match and maximize available space
- Interactive image size can be set anywhere from 59" up to 96" diagonal (native WXGA)

Ultra-short Throw

- New high performance optics virtually eliminate hardware and shadow interference
- Wall mounting for easier installs and a smaller classroom footprint

Ultra Multi-purpose

- Maximize the value of classroom real estate
- Project on preinstalled standard whiteboards or use a plain wall

Ultra Bright

- 2500 lumens color light output, 2500 lumens white light output¹

Future-proof

- Evolve your classrooms as you incorporate additional technologies
- Advanced connectivity features to service your growing needs

Easy Integration

- Interacts with various devices, widgets, wikis, apps, or software that comes into the classroom
- Cross-compatible with most instructional software applications

Recalculate Your Spending

- Outfit more classrooms faster and use the cost savings to purchase something else on your tech list
- Compare costs and see why BrightLink is a product every tech coordinator should know about, before buying interactive whiteboard systems for their schools


“I don’t want size to be a constraining factor.”

Ultra Big + Wide

Interactive presentations up to 96" — Brilliant widescreen performance

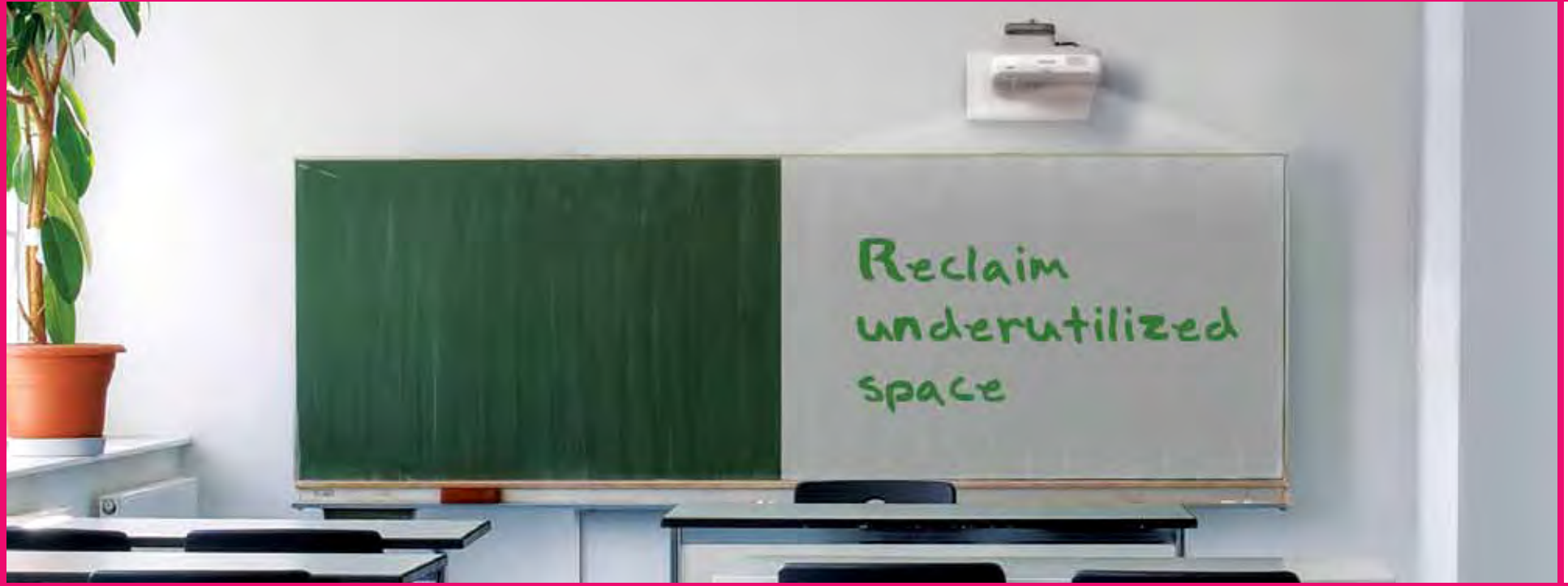
Why be limited to a standard size interactive whiteboard? Take advantage of one of the largest interactive learning areas available without paying a premium for size. BrightLink can project images up to 96" in native WXGA, giving every learner a great view without straining your budget!





45% more active area than a typical 77" board (4:3 aspect ratio), 22% more than a typical 87" board (16:10 aspect ratio)²

“No two classrooms are the same.”



Ultra Flexible

While interactive whiteboards are limited to a predetermined height and width, BrightLink has no such constraints. Set the size of the interactive area to fit your available space. Even if no two rooms in your district are the same, one interactive projector can meet the needs of multiple room types. Our mounting plate and easy installation tools will help you determine the right location of the projector to get you the active area you want.

BrightLink's size-adjustment also means a simpler solution for technology managers. Use one type of hardware to fit in various types of spaces, and reduce the complexity and cost of managing and maintaining multiple types of equipment. And, with Epson software, EasyMP® Network Projection and EasyMP Monitor included, it is easy to monitor and control all networked Epson projectors.

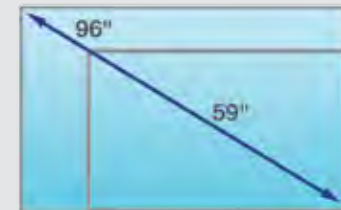


Fleet management simplified

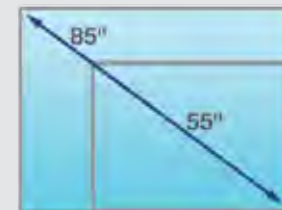
- Flexible sizing in a single projector
- One projector that can meet the needs of multiple room environments
- One common software to monitor and control your whole fleet of Epson projectors

Choose the size that works best for each environment

- Projected image area = interactive area
- Set it, then forget it



Variable image sizes from 59" to 96" diagonal in WXGA (16:10)



Variable image sizes from 55" to 85" diagonal in XGA (4:3)³

“I want technology to feel more integrated and transparent.”

Ultra-short Throw

The new ultra-short throw projector design eliminates many of the common problems of interactive systems, such as an intrusive classroom footprint, as well as eye glare. The new mount is designed for simple wall installations. Anchored close to the wall, you can project extra-large, 80" images from just 2' away. The new optical design includes leading-edge 3LCD chip technology to deliver brilliant images in extra-large sizes. Plus, this new ultra-short throw projector includes the mount in the final price.


Long throw



Ultra-short throw

Significant reductions in shadow interference

Ultra-short throw



Project an 80" (16:10) image from 2'
Mount included!

Standard short throw



Project a 60" (16:10) image from 2'

“My classroom real estate is valuable. Multi-purpose is a plus.”

Ultra Multi-purpose

BrightLink works on almost any surface — an existing whiteboard, a flat wall, even a chalkboard with dry-erase paint. Interactive capabilities are built into the projector and not into a board, so virtually any surface will work. This eliminates the expense of a dedicated interactive whiteboard and the need to dedicate valuable real estate to just one function.


Use pre-existing whiteboards and dry-erase markers and add BrightLink interactivity as an overlay, or take advantage of underutilized classroom space. Because the whiteboard is optional, you can turn empty areas and plain walls into interactive learning areas and maximize the value of the wall space available.




Use dry-erase markers and the BrightLink interactive pen at the same time

Find a wall, light it up, make it an interactive wall


Try using BrightLink on a variety of surfaces:



Smooth drywall



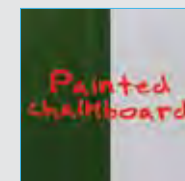
Light wood paneling



Standard whiteboard



Foam core board




Painted chalkboard

“I want to be protected from obsolescence for as long as possible.”

Future-proof

Technology changes make obsolescence a core issue for education. Tech leaders working on multi-year implementations usually have to pay a premium for features they want to integrate later. BrightLink provides contingency planning without the insurance premium. Easy integration and advanced connectivity features allow you to evolve your classrooms as you incorporate additional technologies.



Technology-forward in one package

- 2500 lumens color light output, 2500 lumens white light output¹
- Native WXGA (1280 x 800) resolution (16:10), XGA also supported
- Easy network monitoring and control — RJ-45 LAN (with included software) and RS-232 connectivity
- Convenient network accessibility — display over the IP network from any networked location
- Built-in 10 W speaker and closed-captioning decoder
- Convenient microphone input
- Energy-efficient E-TORL[®] lamp — up to 3500-hour lamp life⁴
- USB Plug 'n Play display with no-hassle setup
- 3LCD, 3-chip technology for rich, vibrant color and reliable performance
- Message broadcasting — broadcast announcements or emergency instructions over the network
- Physical locking capabilities and software/network security settings for added protection in any environment

“I want my teachers to have access to whatever tools they want to use.”

Easy Integration

Today, technology is arriving in the classroom from students and teachers alike. Teachers are finding new tools today, through online communities, and incorporating them into lesson plans tomorrow. Providing technology that facilitates easy adoption and collaboration is important to Epson.

BrightLink’s interactive pen works like a mouse on your PC/Mac®. Display and interact with whatever you are running, streaming or broadcasting. It is software agnostic and Web 2.0 friendly. Similar to a computer monitor, the open architecture allows users to use, share, and engage with virtually any software, digital media file or e-textbook.

- For districts interested in moving their static lesson plans into a more active mode, BrightLink includes a simple annotation applet — Easy Interactive Tools. It’s a great introductory way to make current activities more engaging.
- For districts not already standardized or using a software curriculum package, BrightLink is available with RM EasiTeach™, a program designed by teachers to help teachers create exciting and engaging lessons.
- If your district already has an interactive learning tool and curriculum software, BrightLink can work alongside and is cross-compatible with pre-existing curriculum software solutions, such as Promethean ActivInspire™ and SMART® Notebook.



“I need to stretch my dollars as far as possible.”

Recalculate Your Spending

BrightLink is priced to help education move forward despite today’s fiscal climate. Outfit more classrooms faster or use the cost savings to purchase something else on your tech list. Priced less than today’s most popular 77" all-in-one solutions, with more sophisticated and robust projector technology, BrightLink is a product that every tech director should know about before they spend their money on another interactive whiteboard.

Leapfrog Your School into the 21st Century

Start your school on a new path now. If your tech spending is focused on projectors, allow your school to leapfrog into the wide world of interactive instruction with just one purchase.

Scenario:

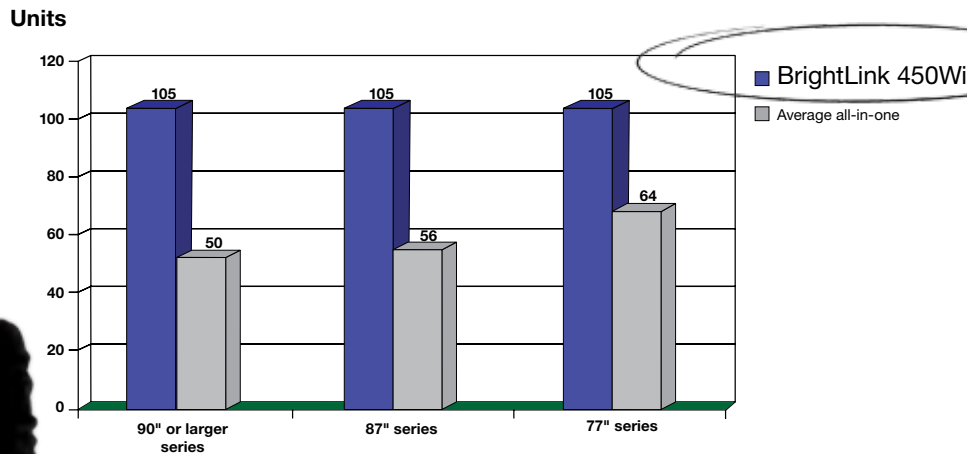
District X has \$200,000 to spend on interactive whiteboards and projectors

Calculation:

Average number of interactive whiteboard all-in-one solutions calculated based on publicly available education pricing data as of Oct. 2009

Results:

District X can purchase 105 BrightLinks, about 55 more units than with other all-in-one solutions



BrightLink 450Wi

Do the Math

Line		Do the Math	Epson BrightLink 450Wi	Option 1	Option 2
1	Projector cost	Put in your cost	\$ _____	\$ _____	\$ _____
2	Projector mount cost	If applicable, put in your cost	\$ 0.00	\$ _____	\$ _____
3	Interactive whiteboard cost	Put in your cost	\$ _____	\$ _____	\$ _____
4	Interactive whiteboard shipping cost	Put in your cost	\$ _____	\$ _____	\$ _____
5	Installation cost (Projector + interactive whiteboard)	Put in your cost (Will vary with degree of complexity)	\$ _____	\$ _____	\$ _____
6	Misc. expenses	If there is anything extra you want to account for	\$ _____	\$ _____	\$ _____
7	Total product cost	Add up Lines 1 – 6	\$ _____	\$ _____	\$ _____
8	Additional costs per classroom	Subtract Option 1 Line 7 from BrightLink Line 7 Put that difference in Line 8		\$ _____	\$ _____
9	Total cost for # of classrooms	Multiply Line 7 by the total number of classrooms being outfitted	\$ _____	\$ _____	\$ _____
10	Total additional cost	Subtract Option 1 Line 9 from BrightLink Line 9 Put that difference in Line 10		\$ _____	\$ _____
11	Savings %	Divide Option 1 Line 8 by Option 1 Line 7	_____ %	_____ %	_____ %

Go to www.epson.com/brightlink

Use the interactive calculator to determine your district's potential cost savings.
Make a request online or call your local Epson representative and see BrightLink in action.

EPSON[®]
EXCEED YOUR VISION

Why Epson?

The best-selling projectors in the world

Epson understands education and has a solution no matter what your teaching scenario. Built with image quality and reliability in mind, Epson projectors enhance communication and inspire collaboration, while offering a low total cost of ownership. From long-throw projectors designed for traditional educational settings to ultra-short throw and all-in-one solutions built for progressive classrooms, Epson has the model made for you.

Epson goes the extra mile with outstanding service and support programs. By offering additional program benefits designed to assist the education community, Epson projectors are sure to bring you added peace of mind.



Brighter Futures®

Epson supports education in intelligent ways. Our Brighter Futures program provides a powerful combination of consistent education discounts and education-focused services. It is designed to make the most of technology throughout the learning environment. There are no purchasing requirements or minimums. Simply place orders through an authorized Brighter Futures reseller to take advantage of the program.

- Consistent education discounts
- Epson 3-year Limited Warranty
(This is one extra year of warranty, available exclusively through Brighter Futures.)
- Includes replacement coverage anywhere in the U.S. with shipping both ways
- Live Epson PrivateLine® toll-free tech support



3LCD technology — innovative technology with proven reliability

- 3 chips for full-time, vibrant color
- 25% less electricity required per lumen of brightness when compared to 1-chip DLP projectors⁵
- Road-tested reliability from a company with over 20 years of experience



Energy-efficient E-TORL lamp, exclusively from Epson

- Delivers more lumens per watt and lasts up to 3,500 hours⁴
- Minimizes both light diffraction and light leakage
- E-TORL lamp efficiency maximizes your presentation time, while minimizing your costs

Eco features

- Energy-efficient 3LCD light engine⁵
- Designed to be recycled⁶
- Epson America, Inc. is a SmartWaySM Transport Partner

Better Products for a Better Future™

For more information on Epson's environmental programs, go to eco.epson.com



BrightLink 450Wi



Projector Specifications³

Specifications

Projection System

Epson 3LCD, 3-chip optical engine

Projection Method

Front/rear/wall mount

Driving Method

Epson Poly-silicon TFT Active Matrix

Pixel Number

1,024,000 dots (1280 x 800) x 3

White Light Output¹

2500 lumens (ISO 21118 Standard)

Color Light Output¹

2500 lumens

Aspect Ratio

16:10 (native), 16:9, 4:3

Native Resolution

1280 x 800 (WXGA)

Resize

640 x 480 (VGA), 800 x 600 (SVGA),
1024 x 768 (XGA), 1152 x 864 (SXGA1),
1280 x 960 (SXGA2), 1280 x 1024 (SXGA3),
1280 x 768 (WXGA60-1), 1360 x 768 (WXGA60-2),
1440 x 900 (WXGA+), 1400 x 1050 (SXGA+),
1600 x 1200 (UXGA), 1680 x 1050 (WSXGA+)

Lamp Type

E-TORL 230 W UHE

Lamp Life⁴

Up to 3500 hours (ECO Mode)
Up to 2500 hours (Normal Mode)

Throw Ratio Range

0.37' – 0.50' (16:10)
0.37' – 0.50' (16:9)
0.44' – 0.59' (4:3)

Size (projected area)

59" – 96" WXGA
55" – 85" XGA

Keystone Correction Manual

Vertical: ± 5 degrees

Plug 'n Play

USB Plug 'n Play for Windows® 2000 or later
and Mac OS® X 10.5.1 or later

Contrast Ratio

Up to 2000:1

Color Reproduction

16.77 million colors

Dimensions (W x D x H)

14.5" x 19.0" x 6.1"

Weight: 14.1 lb with slide plate
12.9 lb without slide plate

Projection Lens

Type

Manual focus

F-number Focal Length

1.80 4.68 mm

Zoom Ratio

Digital zoom 1.0 – 1.35x

Remote Control

Features

Source search, power, aspect, color mode,
volume, e-zoom, A/V mute, freeze, menu,
help, auto, enter, esc

Operating Angle

Rear:

Right/left: - 55 to +55 degrees
Upper/lower: +75 to +15 degrees

Front:

Right/left: - 30 to +30 degrees
Upper/lower: 0 to +60 degrees

Operating Distance

19.7 ft (6 m)

Other

Display Performance

NTSC: 560 lines

PAL: 560 lines

(Depends on observation of the
multi-burst pattern)

Input Signal

NTSC/NTSC4.43/PAL/M-PAL/N-PAL/
PAL60/SECAM

Interfaces

Computer/component video:

D-sub 15 pin x 2

S-video: Mini DIN x 1

Composite video: RCA x 1

Audio in x 3 (RCA (L&R) x 1, mini stereo x 2)

microphone in x 1

Variable audio out: mini stereo x 1

LAN networking: RJ-45 x 1

Serial: RS-232c x 1

Monitor out: D-sub 15 pin x 1

USB Type B x 1 (USB display, interactive pen)

USB Type A x 1 (USB memory device)

Wireless port 802.11 a/b/g

(optional module sold separately)

Speaker

10 W monaural

Operating Temperature

41 ° to 95 °F (5 ° to 35 °C)

Power Supply Voltage

100 – 240 V ±10%, 50/60 Hz

Power Consumption

363 W

Network on: 10 W standby

Network off: 0.3 W standby

Direct Power on/off

Instant off

Fan Noise

35 dB (Normal Mode)

28 dB (ECO Mode)

Security

Kensington®-style lock provision

Security anchor bar

Password protection function

Support — The Epson ConnectionSM

Pre-sales support

U.S. and Canada

800-463-7766

Internet website

www.epson.com

Service Programs

1-year Extended Exchange

EPPEXP1

1-year Extended Fast Turn Depot

EPPFPA1

2-year Extended Fast Turn Depot

EPPFPA2

Epson Road Service Program

Epson PrivateLine dedicated toll-free support

90-day limited lamp warranty

What's In The Box

BrightLink 450Wi interactive projector

Projector mount

Projector template sheet

Installation guide

Quick users guide

Power cable (5 m, 16.4')

USB A/B cable (5 m, 16.4')

Computer/VGA cable (4.5 m, 15')

User manual

Interactive driver

Interactive software

Network software

Projector remote control

Two (2) interactive pens

Four (4) AAA batteries (for interactive pens)

Two (2) AA batteries (for remote)

PrivateLine support card

Epson Road Service Program

Password protection sticker

Accessory Part Numbers

Interactive Pen

V12H378001

Genuine Epson Lamp

V13H010L57

Air Filter Set

V13H134A27

Component to VGA Video Cable

ELPKC19

Epson DC-06 Document Camera

V12H321001

Epson DC-10s Document Camera

ELPDC10s

Wireless LAN Module

V12H306P11

Quick Wireless Connection USB Key

V12H005M05

Kensington Microsaver Security Lock

ELPSL01

BrightLink 450Wi

Interactive Technologies

Input Device

Digital infrared pen (two included)

Basic Software (included)

Easy Interactive Driver
Easy Interactive Tools

Educational Software (available)

RM EasiTeach software

Recommended Computer Requirements

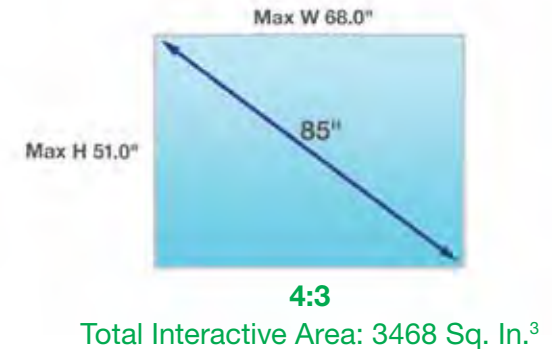
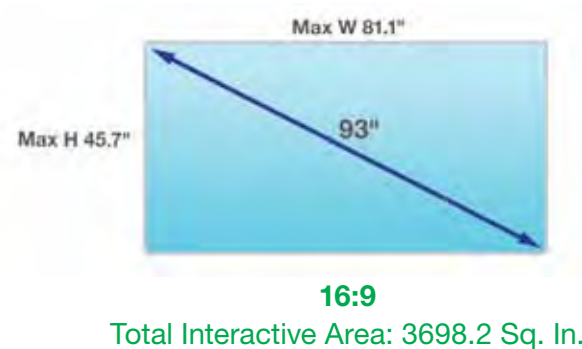
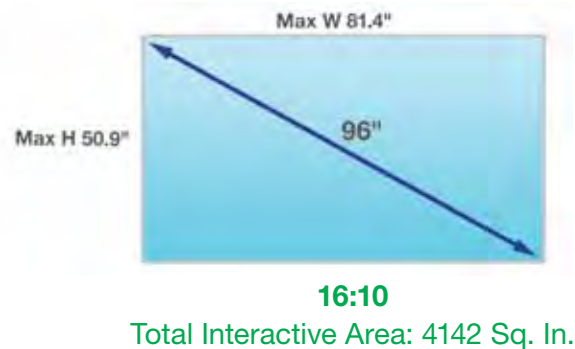
Microsoft® Windows

- Pentium® III 1.2 GHz
- 256MB RAM
- XP, Tablet XP service pack 2 or above, or Windows Vista®, Windows 7
- One available USB port

Apple® Macintosh®

- PowerPC® G3 9000 MHz or Intel® microprocessor, Intel Core Duo 1.5 GHz
- 256MB RAM
- System software OS X 10.3.9 or later
- One available USB port

Maximum Image Size



¹Light output varies depending on modes (color and white light output). White light output measured using ISO 21118 standard.

²When compared to BrightLink in native WXGA mode (16:10 aspect ratio).

³Specifications revised as of 1/21/10

⁴Lamp life will vary depending upon mode selected, environmental conditions and usage. Lamp brightness decreases over time.

⁵Data source: ProjectorCentral.com, Jan. 2009. Average of 796 shipping models, for which manufacturers provided lumens and total power data, all resolutions and brightness levels.

⁶See our website for convenient and reasonable recycling options at www.epson.com/recycle